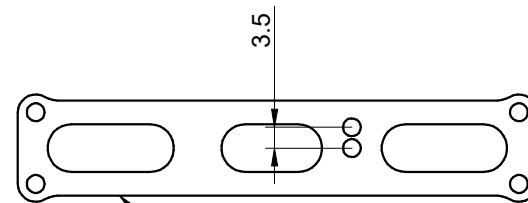
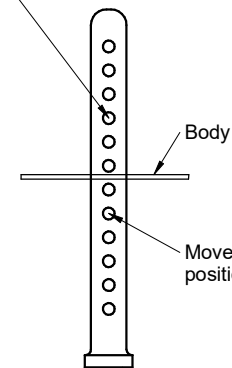


Adjust the tension using the M3 Nylock.
Movement should free but assembly should be "solid"



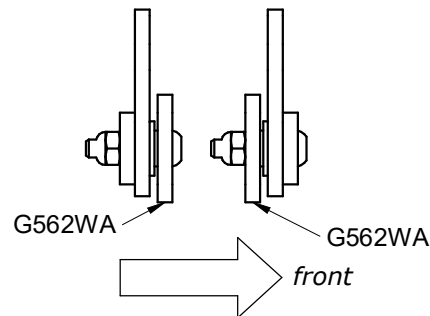
Rear plate can be installed "up" or "down" giving 3 positions for the WTW

Move the body support 1 o 2 position up



Move the body support 1 o 2 position down

Wingplate holder can be installed "inside" or "outside"
If "inside", it might be necessary to add some shims between the G562WA and the motor bulkheads, according the axle position



IMPORTANT:

Body must be able to "float" easily, please enlarge the rear body holes 1-2mm

FENIX RACING

Wing To Wheels manual